

HOPE INDEX

As far as you are concerned, do you think that 2024 will be better, worse or the same as 2023?

OPTIMISTS: 39/PESSIMISTS: 26/NEUTRALS: 28

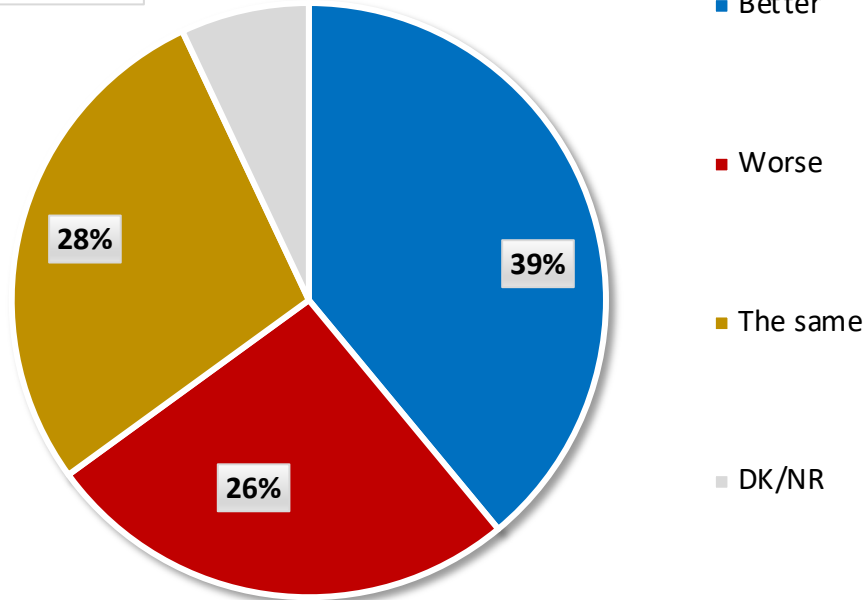
GLOBAL HOPE INDEX (OPTIMISTS MINUS PESSIMISTS): +13

Definitions:

Optimists = Better

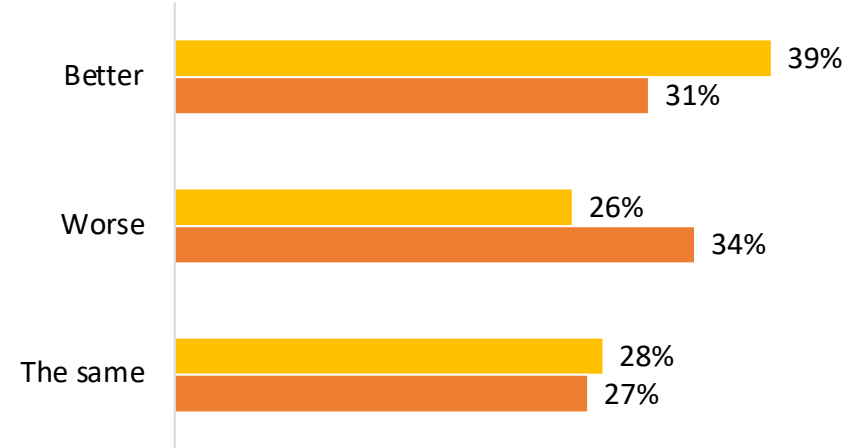
Pessimists = Worse

Neutrals = The same



GLOBAL HOPE INDEX AT THE END OF 2023: +13

GLOBAL HOPE INDEX AT THE END OF 2022: -3



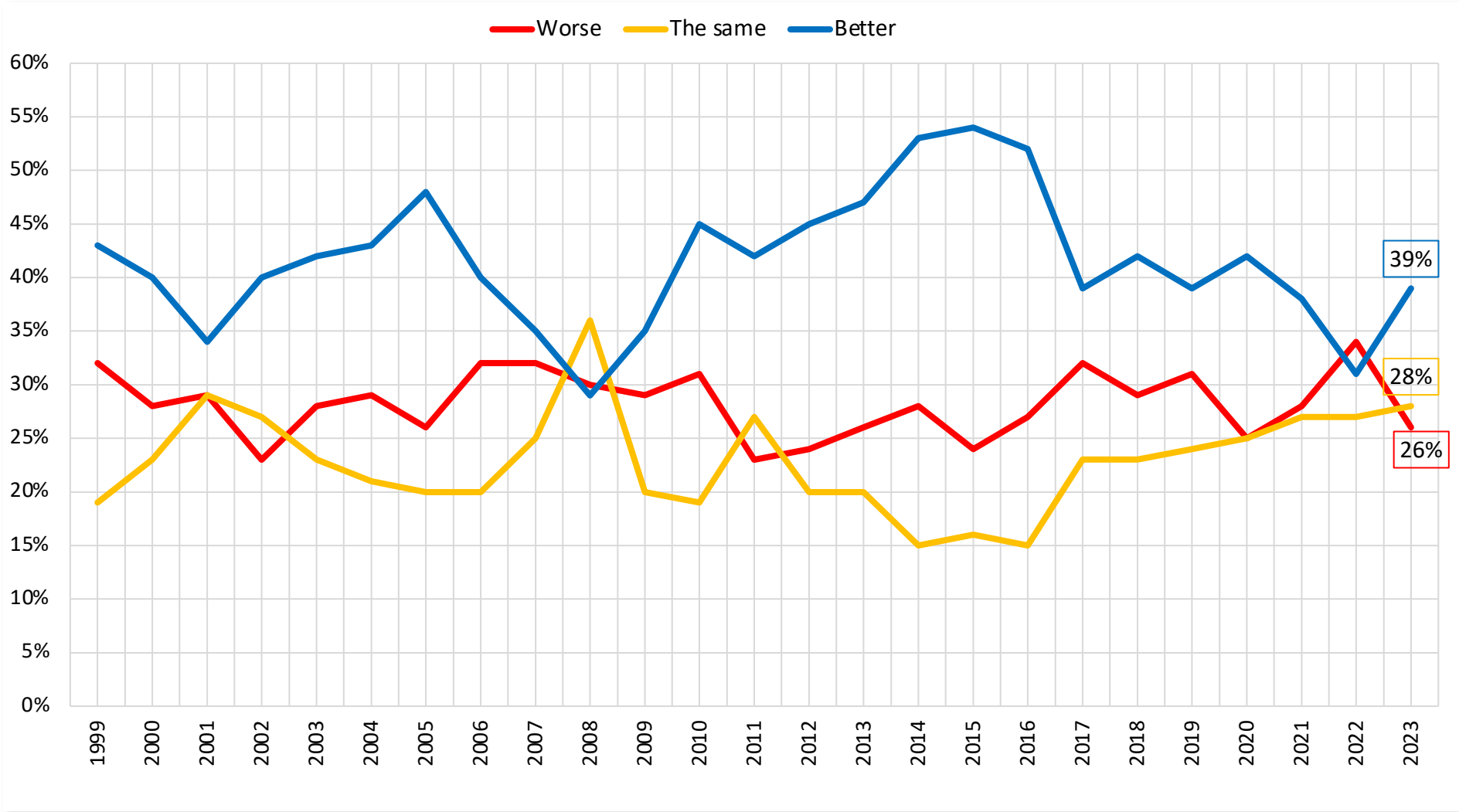
TOP 5 OPTIMISTS (OPTIMISTS MINUS PESSIMISTS)	TOP 5 PESSIMISTS (OPTIMISTS MINUS PESSIMISTS)
SAUDI ARABIA: +82	BOSNIA AND HERZEGOVINA: -45
INDONESIA: +61	ITALY: -22
KOSOVO: +52	SERBIA: -21
AFGHANISTAN/INDIA: +47	BULGARIA: -20
ALBANIA: +46	PORTUGAL: -15



As far as you are concerned, do you think that next year will be better, worse or the same as the current?

HOPE INDEX

At the end of each year



Definitions:
Optimists = Better
Pessimists = Worse
Neutrals = The same



HOPE INDEX

As far as you are concerned, do you think that 2024 will be better, worse or the same as 2023?

(Countries presented in alphabetical order)

Country	Optimists	Pessimists	Neutrals	DK/NR	NET Score	Country	Optimists	Pessimists	Neutrals	DK/NR	NET Score
Global Average	39%	26%	28%	7%	+13	MEXICO	62%	25%	4%	8%	+37
AFGHANISTAN	55%	8%	16%	21%	+47	MOLDOVA	51%	19%	21%	9%	+32
ALBANIA	57%	11%	32%	*	+46	NIGERIA	40%	26%	32%	2%	+14
ARGENTINA	42%	24%	16%	18%	+18	PAKISTAN	41%	36%	14%	9%	+5
ARMENIA	48%	18%	18%	16%	+30	PERU	28%	30%	32%	10%	-2
AUSTRIA	23%	32%	41%	4%	-9	PHILIPPINES	46%	5%	38%	11%	+41
AZERBAIJAN	52%	18%	25%	5%	+34	POLAND	20%	32%	33%	15%	-12
BOSNIA & HERZEGOVINA	11%	56%	29%	4%	-45	PORTUGAL	29%	44%	24%	4%	-15
BULGARIA	18%	38%	31%	13%	-20	ROMANIA	41%	32%	22%	5%	+9
CANADA	32%	32%	29%	6%	0	RUSSIA	19%	28%	32%	21%	-9
ECUADOR	38%	25%	32%	5%	+13	SAUDI ARABIA	84%	2%	9%	4%	+82
GEORGIA	51%	16%	21%	12%	+35	SERBIA	19%	40%	38%	2%	-21
GERMANY	27%	34%	34%	5%	-7	REPUBLIC OF KOREA	18%	21%	60%	2%	-3
HONG KONG	32%	33%	30%	5%	-1	SPAIN	31%	37%	29%	2%	-6
INDIA	63%	16%	16%	4%	+47	SWEDEN	35%	23%	36%	6%	+12
INDONESIA	64%	3%	28%	4%	+61	SWITZERLAND	35%	25%	35%	5%	+10
IRAN	32%	26%	38%	4%	+6	SYRIA	28%	42%	29%	1%	-14
ITALY	15%	37%	46%	2%	-22	THAILAND	33%	22%	43%	2%	+11
KAZAKHSTAN	41%	13%	31%	15%	+28	UKRAINE	51%	17%	24%	8%	+34
KENYA	39%	40%	16%	4%	-1	USA	39%	33%	23%	5%	+6
KOSOVO	68%	16%	13%	4%	+52						
MALAYSIA	47%	24%	27%	2%	+23						

Minor deviations due to rounding are possible



HOPE INDEX – Heavy weight countries

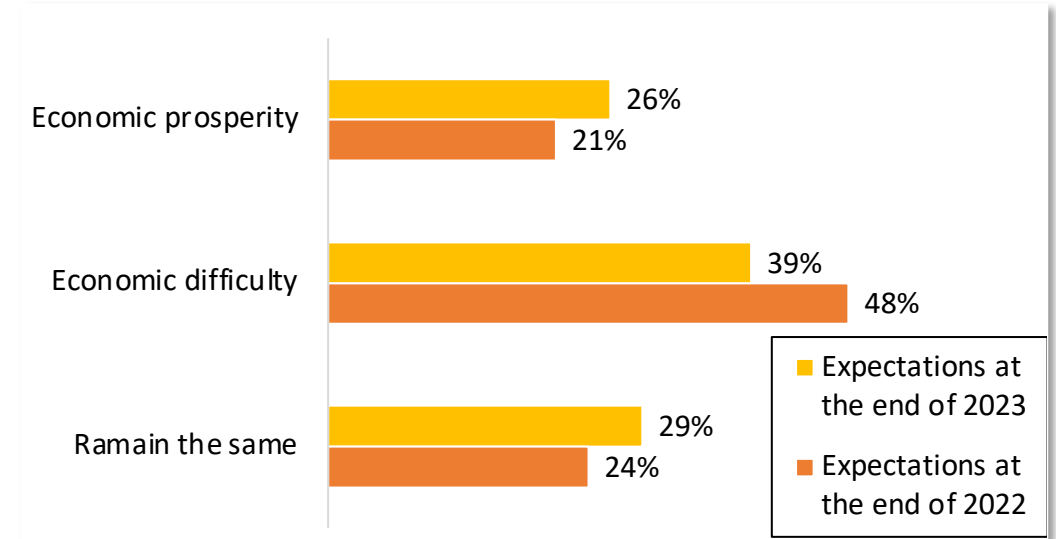
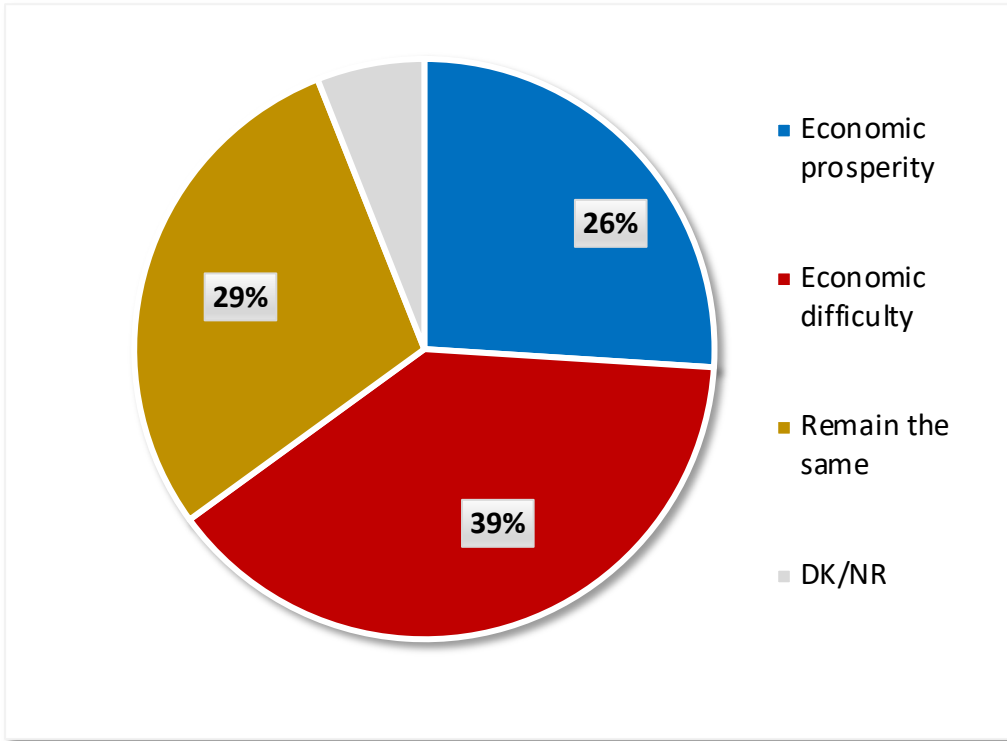
As far as you are concerned, do you think that next year will be better, worse or the same as the current?

(Countries presented in alphabetical order)

Country	HOPE INDEX 2023	HOPE INDEX 2022	HOPE INDEX 2021	HOPE INDEX 2020	HOPE INDEX 2019	HOPE INDEX 2018	HOPE INDEX 2017	HOPE INDEX 2016	HOPE INDEX 2015
GERMANY	-7	-19	+3	+20	+15	+14	+12	+7	+2
INDIA	+47	+32	+30	+57	+42	+64	+51	+55	+47
RUSSIA	-9	-14	-13	-13	+2	-3	+8	+14	+32
USA	+6	+10	+18	+43	+23	+32	+21	+11	+15

ECONOMIC PROSPERITY

Compared to this year, in your opinion, will next year be a year of economic prosperity, economic difficulty or remain the same for your country?

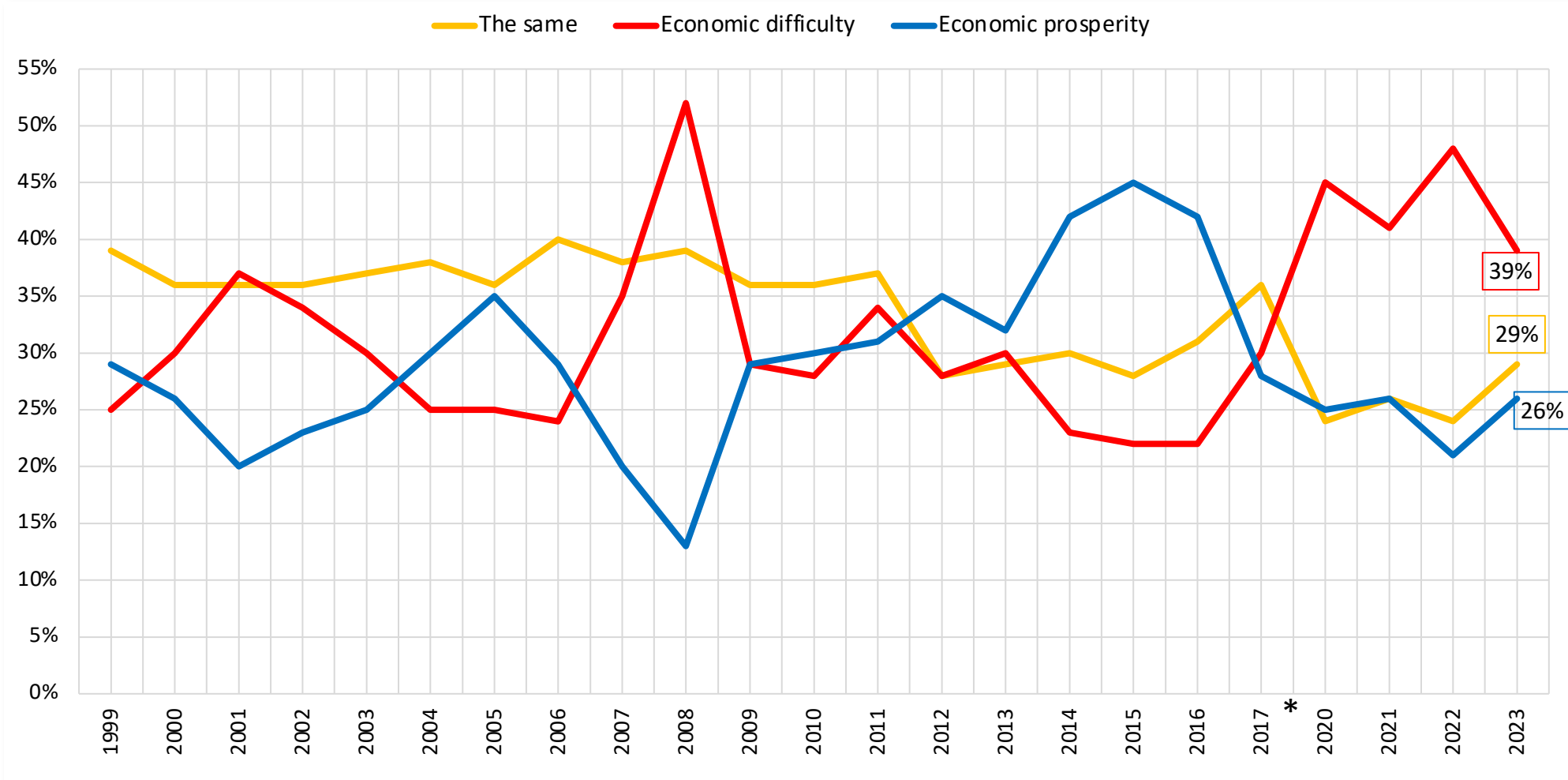


TOP 5 ANSWERS "ECONOMIC PROSPERITY"	TOP 5 ANSWERS "ECONOMIC DIFFICULTY"
SAUDI ARABIA: 82%	PORTUGAL: 63%
MEXICO: 58%	BOSNIA AND HERZEGOVINA: 62%
ALBANIA: 54%	GERMANY: 61%
INDONESIA: 53%	SYRIA: 58%
AFGHANISTAN: 50%	AUSTRIA: 56%

ECONOMIC PROSPERITY

Compared to this year, in your opinion, will next year be a year of economic prosperity, economic difficulty or remain the same for your country?

At the end of each year



*The question was not asked at the end of 2018 and 2019



ECONOMIC PROSPERITY

Compared to this year, in your opinion, will next year be a year of economic prosperity, economic difficulty or remain the same for your country?
(Countries presented in alphabetical order)

Country	Prosperity	Difficulty	The same	DK/NR
Global Average	26%	39%	29%	6%
AFGHANISTAN	50%	31%	9%	10%
ALBANIA	54%	12%	34%	*
ARGENTINA	29%	51%	12%	8%
ARMENIA	36%	29%	24%	11%
AUSTRIA	7%	56%	35%	3%
AZERBAIJAN	46%	24%	24%	6%
BOSNIA & HERZEGOVINA	10%	62%	28%	*
BULGARIA	10%	49%	29%	12%
CANADA	14%	50%	33%	4%
ECUADOR	33%	31%	32%	3%
GEORGIA	35%	18%	34%	12%
GERMANY	7%	61%	28%	4%
HONG KONG	19%	52%	25%	4%
INDIA	33%	33%	28%	7%
INDONESIA	53%	6%	35%	7%
IRAN	29%	23%	43%	4%
ITALY	8%	49%	41%	2%
KAZAKHSTAN	30%	22%	34%	14%
KENYA	32%	44%	22%	3%
KOSOVO	46%	31%	18%	6%
MALAYSIA	30%	41%	27%	2%

Country	Prosperity	Difficulty	The same	DK/NR
MEXICO	58%	31%	6%	5%
MOLDOVA	26%	27%	39%	8%
NIGERIA	34%	35%	28%	3%
PAKISTAN	41%	33%	17%	10%
PERU	21%	26%	46%	7%
PHILIPPINES	30%	13%	49%	8%
POLAND	6%	50%	31%	13%
PORTUGAL	17%	63%	19%	2%
ROMANIA	23%	55%	19%	3%
RUSSIA	12%	39%	28%	20%
SAUDI ARABIA	82%	4%	10%	4%
SERBIA	16%	51%	30%	3%
REPUBLIC OF KOREA	16%	40%	43%	2%
SPAIN	17%	52%	29%	2%
SWEDEN	5%	54%	37%	4%
SWITZERLAND	16%	41%	39%	5%
SYRIA	16%	58%	26%	*
THAILAND	26%	28%	44%	3%
UKRAINE	15%	52%	29%	4%
USA	23%	45%	29%	4%

Minor deviations due to rounding are possible



ECONOMIC PROSPERITY - Heavy weight countries

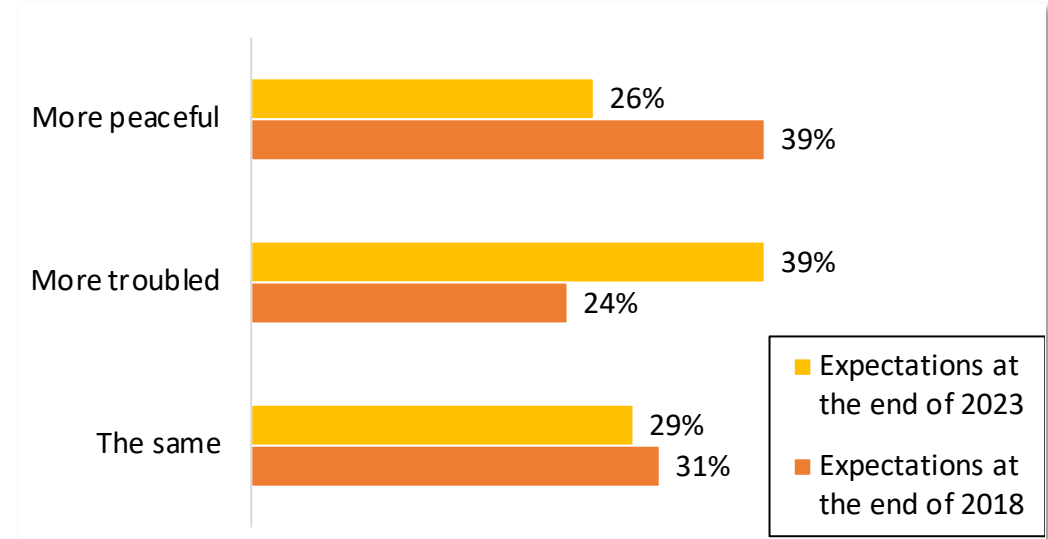
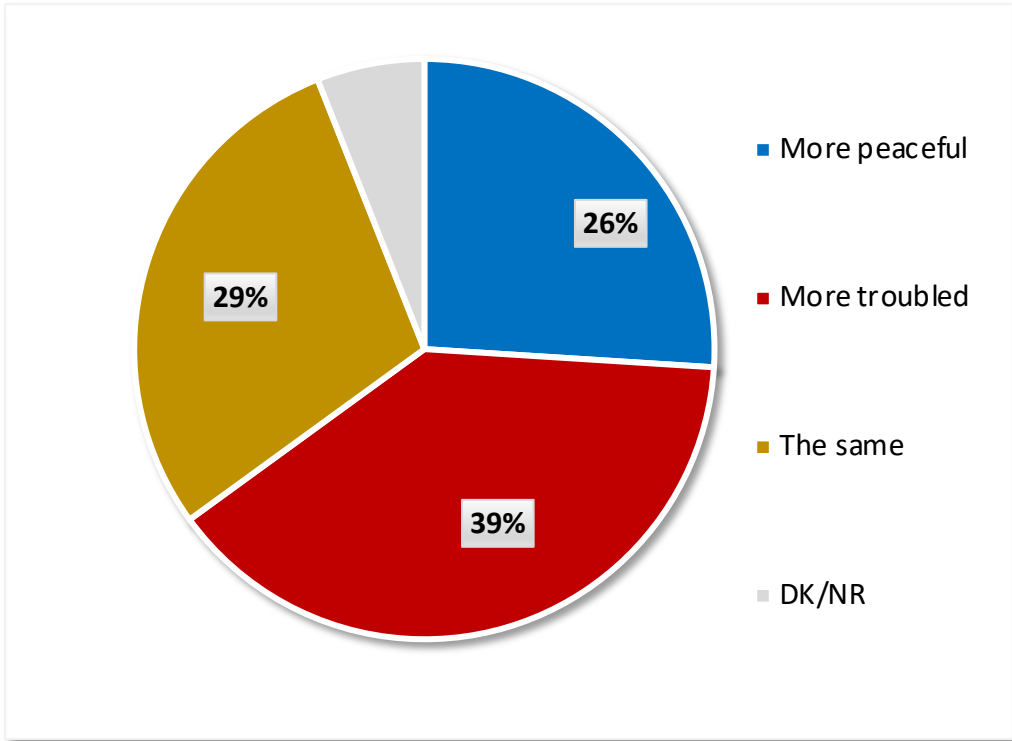
Compared to this year, in your opinion, will next year be a year of economic prosperity, economic difficulty or remain the same for your country?

(Countries presented in alphabetical order)

Country	ECONOMIC PROSPERITY 2023	ECONOMIC PROSPERITY 2022	ECONOMIC PROSPERITY 2021	ECONOMIC PROSPERITY 2020	ECONOMIC PROSPERITY 2017	ECONOMIC PROSPERITY 2016	ECONOMIC PROSPERITY 2015
GERMANY	-54	-64	-43	-43	-5	-24	-37
INDIA	0	+1	+17	+32	+46	+54	+44
RUSSIA	-27	-34	-42	-41	-16	-14	+6
USA	-22	-23	-22	-17	-3	-2	-3

OPTIMISM-PESSIMISM REGARDING GLOBAL PEACE

Do you expect the coming next 2024 to be for the world a more peaceful one, a more troubled one or the same?



TOP 5 ANSWERS "MORE PEACEFUL"	TOP 5 ANSWERS "MORE TROUBLED"
AFGHANISTAN/INDONESIA: 68%	GERMANY: 70%
SAUDI ARABIA: 55%	AUSTRIA: 66%
MOLDOVA: 54%	BOSNIA AND HERZEGOVINA: 62%
KAZAKHSTAN: 48%	SWEDEN: 60%
ALBANIA/PERU: 45%	USA: 59%



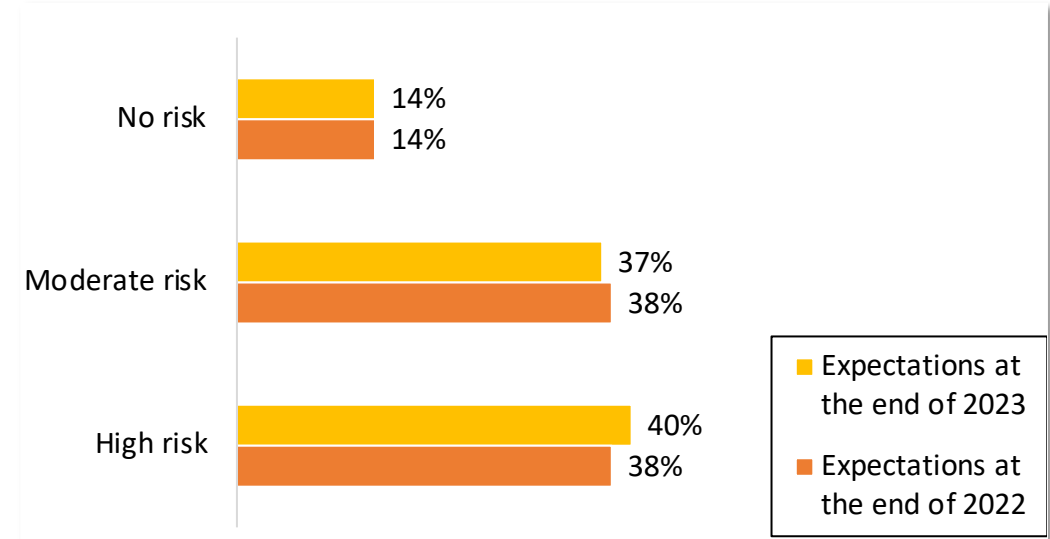
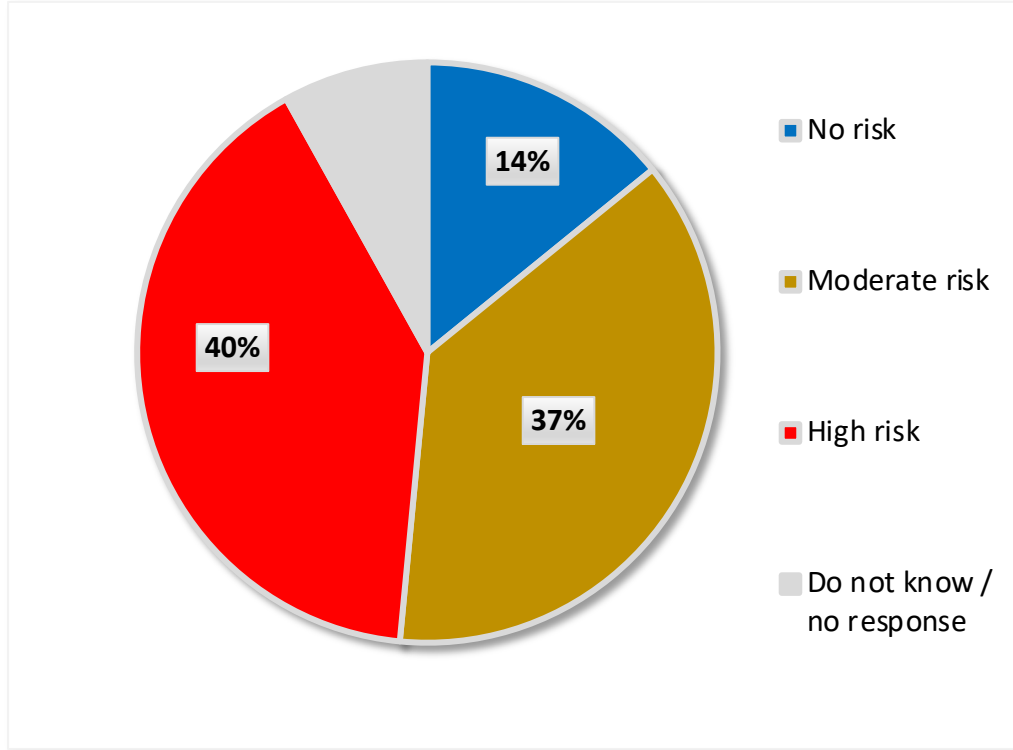
OPTIMISM-PESSIMISM REGARDING GLOBAL PEACE

Do you expect the coming next 2024 to be for the world a more peaceful one, a more troubled one or the same?
(Countries presented in alphabetical order)

Country	Peaceful	Troubled	The same	DK/NR	Country	Peaceful	Troubled	The same	DK/NR
Global Average	26%	39%	29%	6%	MEXICO	13%	40%	43%	4%
AFGHANISTAN	68%	13%	8%	11%	MOLDOVA	54%	20%	23%	4%
ALBANIA	45%	20%	34%	1%	NIGERIA	31%	29%	38%	3%
ARGENTINA	20%	35%	32%	13%	PAKISTAN	36%	34%	18%	12%
ARMENIA	36%	36%	20%	9%	PERU	45%	20%	30%	5%
AUSTRIA	7%	66%	23%	4%	PHILIPPINES	31%	12%	50%	7%
AZERBAIJAN	28%	44%	22%	6%	POLAND	12%	57%	23%	8%
BOSNIA & HERZEGOVINA	9%	62%	24%	6%	PORTUGAL	31%	44%	23%	3%
BULGARIA	9%	46%	33%	12%	ROMANIA	24%	57%	16%	4%
CANADA	14%	53%	28%	4%	RUSSIA	12%	35%	29%	24%
ECUADOR	42%	21%	30%	6%	SAUDI ARABIA	55%	13%	26%	6%
GERMANY	7%	70%	19%	4%	SERBIA	13%	50%	32%	4%
HONG KONG	14%	52%	26%	8%	REPUBLIC OF KOREA	6%	56%	37%	1%
INDIA	33%	19%	47%	1%	SPAIN	7%	58%	32%	2%
INDONESIA	68%	9%	18%	5%	SWEDEN	3%	60%	34%	2%
IRAN	17%	42%	34%	7%	SWITZERLAND	18%	53%	26%	3%
ITALY	11%	41%	45%	2%	SYRIA	20%	49%	30%	1%
KAZAKHSTAN	48%	19%	26%	8%	THAILAND	28%	23%	47%	2%
KENYA	35%	27%	35%	2%	UKRAINE	26%	33%	36%	4%
KOSOVO	33%	42%	15%	10%	USA	13%	59%	22%	6%
MALAYSIA	34%	38%	26%	2%					

Minor deviations due to rounding are possible

In your opinion what is the risk of use of nuclear weapon nowadays - no risk, a moderate one or a high risk?



TOP 5 Calm countries	TOP 5 Anxious countries
IRAN: 33%	INDONESIA/NIGERIA: 72%
ARMENIA: 30%	ECUADOR/SYRIA: 69%
PAKISTAN: 29%	ARGENTINA: 68%
UKRAINE: 28%	ITALY: 67%
GEORGIA/AZERBAIJAN: 26%	KENYA: 65%

Minor deviations due to rounding are possible



In your opinion what is the risk of use of nuclear weapon nowadays - no risk, a moderate one or a high risk?
(Countries presented in alphabetical order)

Country	No risk	Moderate risk	High risk	DK/NR
Global Average	14%	37%	40%	8%
AFGHANISTAN	24%	14%	44%	17%
ALBANIA	14%	40%	43%	3%
ARGENTINA	4%	18%	68%	9%
ARMENIA	30%	40%	17%	13%
AUSTRIA	8%	56%	31%	5%
AZERBAIJAN	26%	34%	18%	22%
BOSNIA & HERZEGOVINA	14%	33%	49%	5%
BULGARIA	12%	40%	26%	21%
CANADA	6%	47%	40%	6%
ECUADOR	8%	18%	69%	5%
GEORGIA	26%	36%	30%	9%
GERMANY	9%	56%	29%	5%
HONG KONG	8%	51%	32%	9%
INDIA	19%	38%	32%	11%
INDONESIA	8%	7%	72%	13%
IRAN	33%	47%	9%	10%
ITALY	4%	28%	67%	1%
KAZAKHSTAN	15%	33%	36%	17%
KENYA	9%	22%	65%	5%
KOSOVO	16%	19%	53%	12%

Country	No risk	Moderate risk	High risk	DK/NR
MALAYSIA	8%	29%	62%	1%
MEXICO	5%	31%	60%	4%
MOLDOVA	20%	28%	41%	10%
NIGERIA	6%	20%	72%	2%
PAKISTAN	29%	21%	28%	22%
PHILIPPINES	11%	27%	57%	6%
POLAND	8%	55%	27%	10%
PORTUGAL	3%	41%	53%	3%
ROMANIA	8%	33%	55%	4%
RUSSIA	11%	40%	20%	29%
SERBIA	19%	45%	30%	7%
REPUBLIC OF KOREA	16%	54%	26%	3%
SPAIN	10%	54%	33%	3%
SWEDEN	23%	61%	7%	9%
SWITZERLAND	12%	57%	27%	4%
SYRIA	8%	22%	69%	1%
THAILAND	23%	23%	46%	9%
UKRAINE	28%	51%	17%	4%
USA	9%	52%	34%	5%

Minor deviations due to rounding are possible